

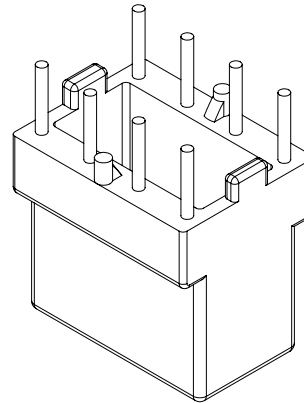
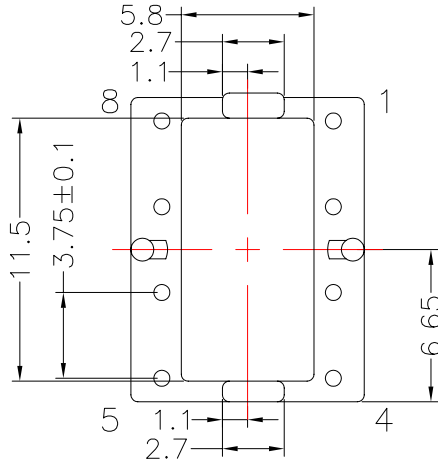
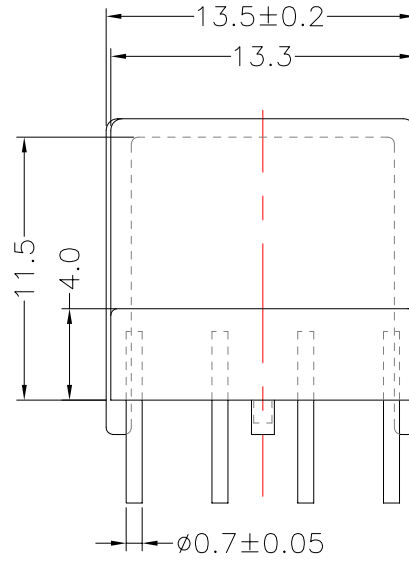
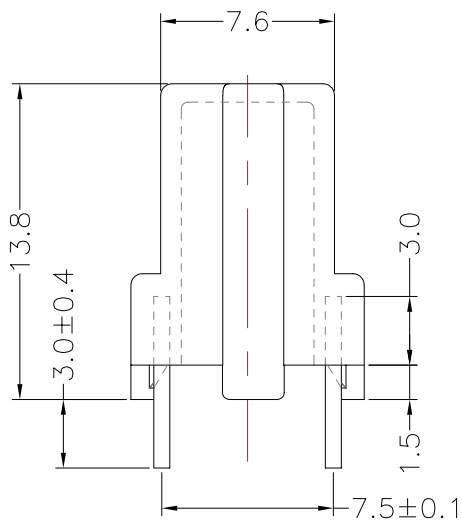
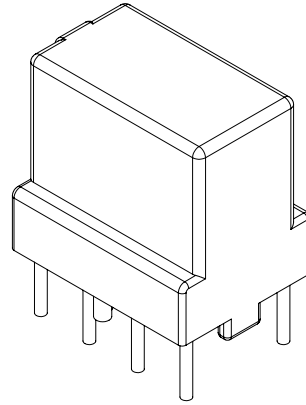
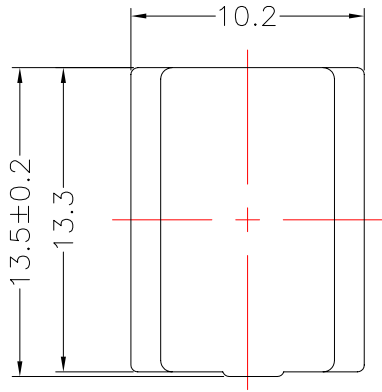


**TRANSFORMER BOBBIN
INDUSTRIAL CO.,LTD.**

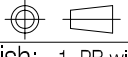
Tel : 86-769-88789999 Fax : 86-769-88789989
http:// tbi-tw.com e-mail : tb6688@ms46.hinet.net

REVISIONS

REV	SYM	DRAFTER	CHECKER	DATE
1		YAN.TANG	G.F.YANG	11/04/09
2		YAN.TANG	G.F.YANG	11/10/09
3				



DWG NO.	H13X10-8P-TH-3.75-E-11				
PART NO.	MATERIAL (BOBBIN)	MATERIAL (TERMINAL)	TERMINAL (PLATING)	PIN ALLOCATION	NOTE
TBI-218-14051.1106	PM-9630	CP WIRE	Sn	ALL PIN	
TBI-218-14051.1116	PM-9630	CP WIRE	Sn	CUT PIN #3,6	

	TOLERANCE: 0<L<=4:±0.1 4<L<=16:±0.2 16<L<=63:±0.3	UNIT : m / m	SCALE 3 : 1	
			Finish: 1. PB wire Immersion Sn on terminal : Thickness:Sn plating,100,5 μm (200 μ inches) min,Base nickel 1-2 μm (40-80 μ inches) min. 2. CP wire Immersion Sn on terminal : Thickness:Sn plating,100,5 μm (200 μ inches) min. 3. Coplanarity deviation: 0.10 mm (0.004 inches) max.	REV