



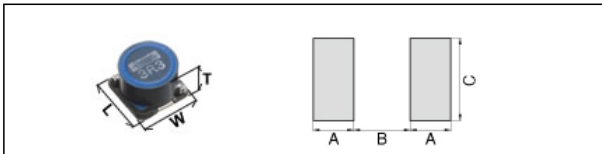


SLF6045T-100M1R6-3PF

Applications		Commercial Grade
Feature		Wire Wound
		Magnetic Shield
		Ferrite Core
Series	SLF Series / SLF6045 Type	
Status	PROD	



Size	
Length(L)	6.00mm +/-0.20mm
Width(W)	6.00mm +/-0.20mm
Thickness(T)	4.50mm +/-0.30mm
Recommended Land Pattern (A)	1.50mm Nom.
Recommended Land Pattern (B)	4.00mm Nom.
Recommended Land Pattern (C)	2.20mm Nom.

Electrical Characteristics	
Inductance	10uH +/-20% at 100kHz
Rated Current (L Change) [Max.]	1.6A (10% Down)
Rated Current (Temperature Rise) [Max.]	
DC Resistance [Nom.]	39mΩ
DC Resistance [Max.]	46.8mΩ

Other	
Operating Temp. Range (Including Self-Temp. Rise)	-40 to 105degC
Soldering Method	Reflow, Iron Soldering
AEC Q200	No
Packing	Blister (Plastic)Taping [330mm Reel]
Package Quantity	1000 Pcs Min.
Weight	0.4g

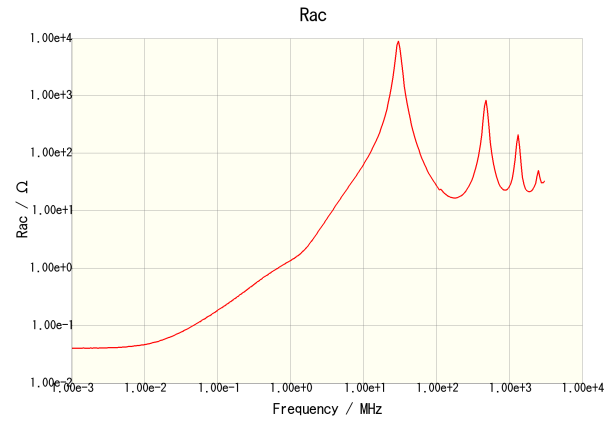
•This PDF document was created based on the data listed on the TDK Corporation website.
 •All specifications are subject to change without notice.

SLF6045T-100M1R6-3PF

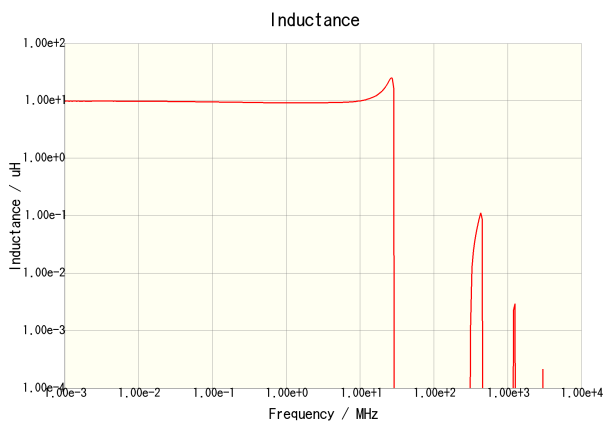
Characteristic Graphs (This is reference data, and does not guarantee the product's characteristics.)



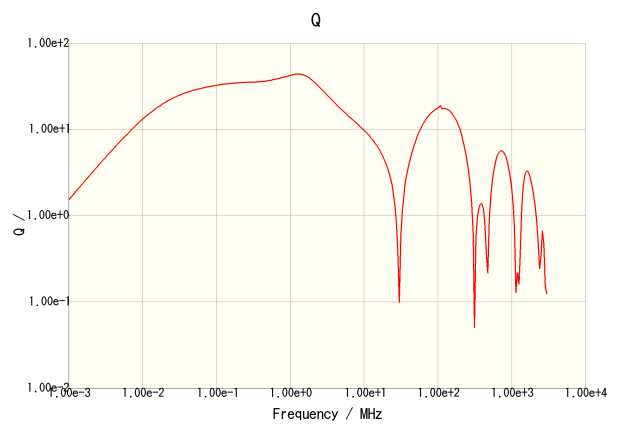
SLF6045T-100M1R6-3PF



SLF6045T-100M1R6-3PF



SLF6045T-100M1R6-3PF

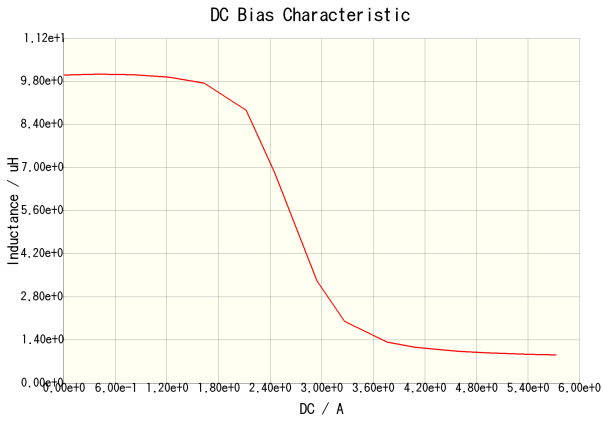


SLF6045T-100M1R6-3PF

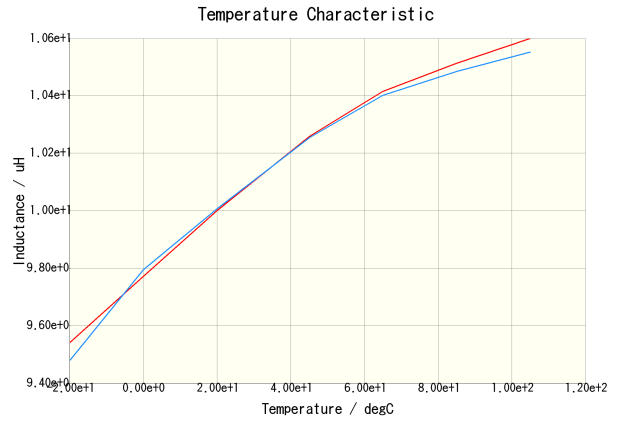
•This PDF document was created based on the data listed on the TDK Corporation website.
 •All specifications are subject to change without notice.

SLF6045T-100M1R6-3PF

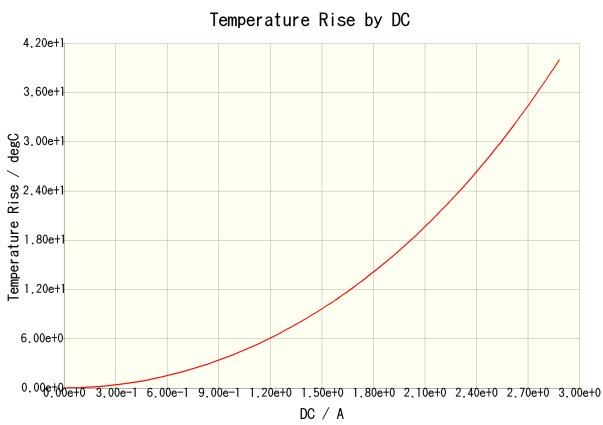
Characteristic Graphs (This is reference data, and does not guarantee the product's characteristics.)



SLF6045T-100M1R6-3PF(Amb. Temp. = 20degc)



SLF6045T-100M1R6-3PF(DC = 0A) SLF6045T-100M1R6-3PF(DC = 0.8A)



SLF6045T-100M1R6-3PF(Amb. Temp. = 20degc)

•This PDF document was created based on the data listed on the TDK Corporation website.
 •All specifications are subject to change without notice.