






# VLCF5028T-1R3N2R5-2

Applications	 Commercial Grade
Feature	 Wire Wound
	 Magnetic Shield
	 Ferrite Core
Series	VLCF Series / VLCF5028-2 Type
Status	PROD



Size	
Length(L)	5.00mm +/-0.20mm
Width(W)	5.00mm +/-0.20mm
Thickness(T)	2.80mm Max.
Recommended Land Pattern (A)	2.10mm Nom.
Recommended Land Pattern (B)	1.30mm Nom.
Recommended Land Pattern (C)	3.00mm Nom.
Recommended Land Pattern (D)	4.90mm Nom.

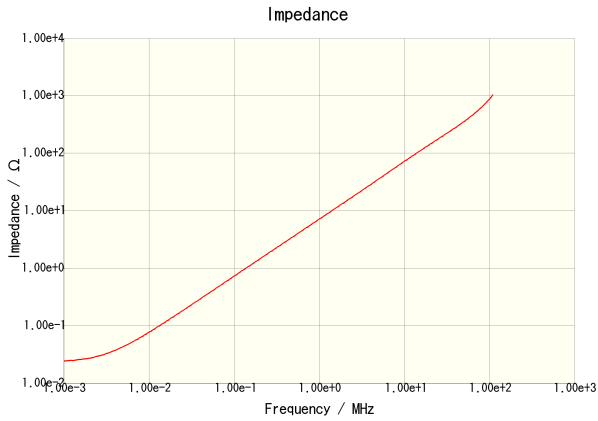
Electrical Characteristics	
Inductance	1.3uH +/-30% at 100kHz
Rated Current (L Change) [Max.]	2.56A (30% Down)
Rated Current (Temperature Rise) [Typ.]	4.32A (40degC Rise)
DC Resistance [Nom.]	19mΩ
DC Resistance [Max.]	22mΩ

Other	
Operating Temp. Range (Including Self-Temp. Rise)	-40 to 105degC
Soldering Method	Reflow
AEC Q200	No
Packing	Blister (Plastic)Taping [180mm Reel]
Package Quantity	500 Pcs Min.
Weight	0.258g

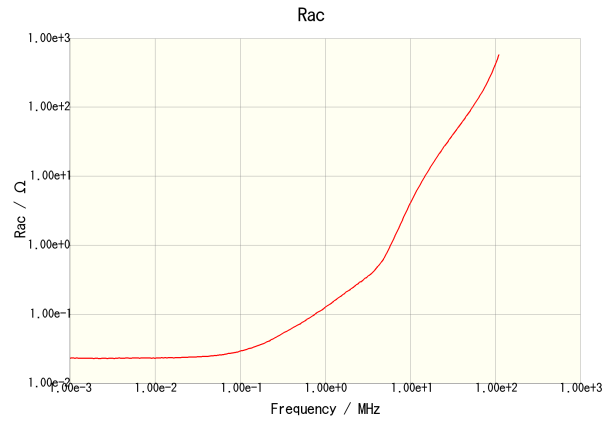
•This PDF document was created based on the data listed on the TDK Corporation website.  
 •All specifications are subject to change without notice.

# VLCF5028T-1R3N2R5-2

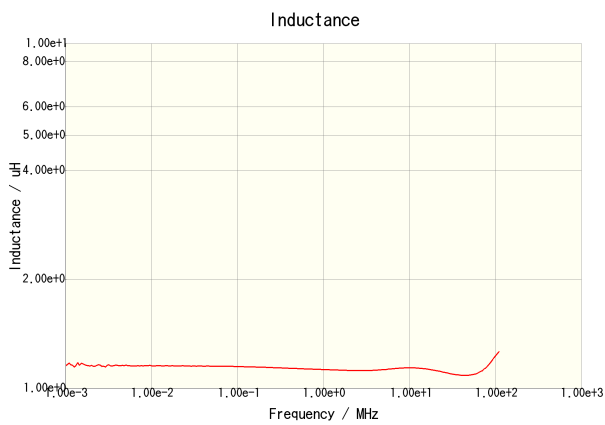
**Characteristic Graphs** (This is reference data, and does not guarantee the product's characteristics.)



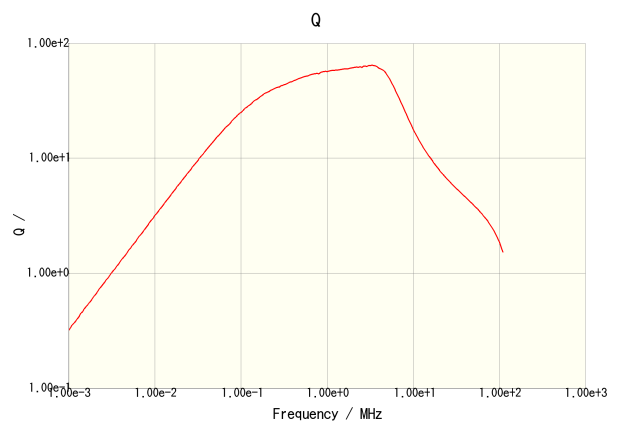
VLCF5028T-1R3N2R5-2



VLCF5028T-1R3N2R5-2



VLCF5028T-1R3N2R5-2

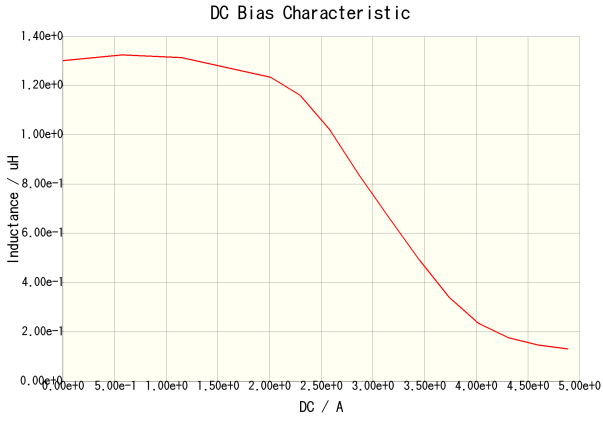


VLCF5028T-1R3N2R5-2

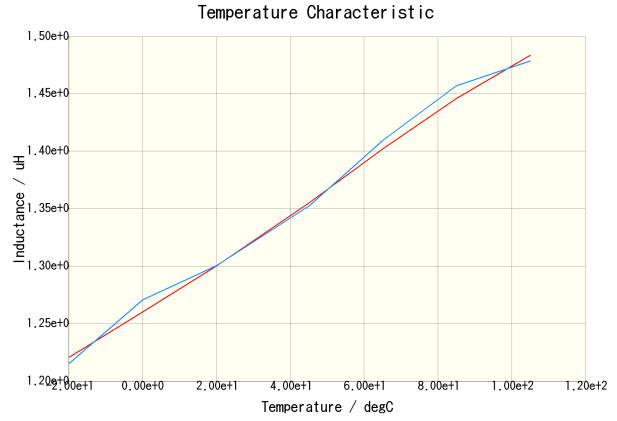
•This PDF document was created based on the data listed on the TDK Corporation website.  
 •All specifications are subject to change without notice.

# VLCF5028T-1R3N2R5-2

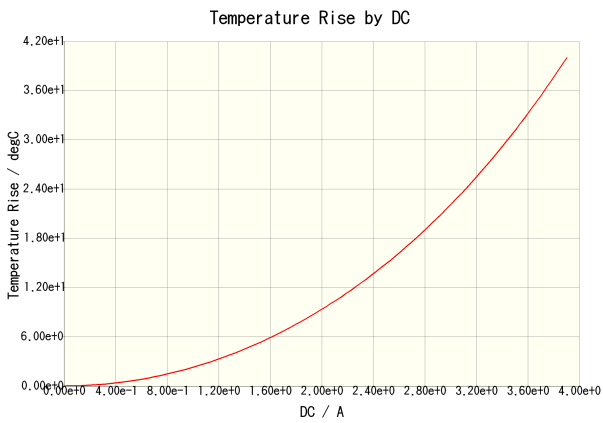
**Characteristic Graphs** (This is reference data, and does not guarantee the product's characteristics.)



VLCF5028T-1R3N2R5-2(Amb. Temp. = 20degC)



VLCF5028T-1R3N2R5-2(DC = 0A) VLCF5028T-1R3N2R5-2(DC = 1.28A)



VLCF5028T-1R3N2R5-2(Amb. Temp. = 20degC)

•This PDF document was created based on the data listed on the TDK Corporation website.  
 •All specifications are subject to change without notice.